


**Treasurers Financial Report**  
**Debbie Rice CCT/CIO**  
**County Treasurer & Chief Investment Officer**  
**December 2014**



**CASH & INVESTMENTS**

**First Financial Bank Accounts**

| Account Number | Account Title              | Beginning Balance      | Deposits              | Disbursements         | Ending Balance         |
|----------------|----------------------------|------------------------|-----------------------|-----------------------|------------------------|
| XX-X619-8      | General Fund               | \$17,964,908.77        | \$9,532,186.53        | \$6,582,696.27        | \$20,914,399.03        |
| XX-X654-5      | Treasurer Clearing Account | \$170,774.04           | \$177,856.78          | \$173,748.04          | \$174,882.78           |
|                | <b>Total Checking</b>      | <b>\$18,135,682.81</b> | <b>\$9,710,043.31</b> | <b>\$6,756,444.31</b> | <b>\$21,089,281.81</b> |

**Cash Balance by Fund**

| Fund | Account Title                   | Beginning Balance | Receipts       | Disbursements  | Ending Balance |
|------|---------------------------------|-------------------|----------------|----------------|----------------|
| 0100 | General Fund                    | \$2,401,792.75    | \$6,435,647.11 | \$4,517,573.97 | \$4,319,865.89 |
| 0120 | Jury Fund                       | \$346,601.34      | \$38,040.42    | \$10,800.42    | \$373,841.34   |
| 0140 | Law Library                     | \$215,483.78      | \$5,430.39     | \$7,975.85     | \$212,938.32   |
| 0150 | Road & Bridge #1                | \$521,035.66      | \$219,457.98   | \$92,330.07    | \$648,163.57   |
| 0160 | Road & Bridge #2                | \$282,060.48      | \$220,598.74   | \$100,199.18   | \$402,460.04   |
| 0170 | Road & Bridge #3                | \$493,413.69      | \$298,593.52   | \$166,516.75   | \$625,490.46   |
| 0180 | Road & Bridge #4                | \$480,722.27      | \$202,439.49   | \$130,933.67   | \$552,228.09   |
| 0190 | Building Maintenance            | \$1,338,569.35    | \$0.00         | \$71,496.64    | \$1,267,072.71 |
| 0200 | County Projects                 | \$35,410.88       | \$0.00         | \$0.00         | \$35,410.88    |
| 0210 | Records Mgt - Co Clerk          | \$582,774.32      | \$24,447.13    | \$11,589.96    | \$595,631.49   |
| 0220 | Records Mgt - County            | \$291,133.30      | \$4,749.46     | \$0.00         | \$295,882.76   |
| 0240 | Election Services Contracts     | \$223,284.34      | \$0.00         | \$0.00         | \$223,284.34   |
| 0250 | STOP Federal Forfeitures        | \$2,404.10        | \$0.00         | \$0.00         | \$2,404.10     |
| 0260 | DA Forfeiture Funds             | \$91,262.00       | \$0.00         | \$0.00         | \$91,262.00    |
| 0270 | JOCO Seizure Funds              | \$21,226.59       | \$0.00         | \$0.00         | \$21,226.59    |
| 0280 | Sheriff Forfeiture Fund         | \$17,435.41       | \$0.00         | \$0.00         | \$17,435.41    |
| 0300 | Special Crimes Ops              | \$144,288.69      | \$3,150.90     | \$2,439.00     | \$145,000.59   |
| 0320 | Special Crimes Seizures         | \$42,409.23       | \$0.00         | \$3,560.80     | \$38,848.43    |
| 0330 | JJAEP                           | \$107,803.22      | \$15,050.00    | \$19,637.84    | \$103,215.38   |
| 0340 | Juvenile Case Manager Fund      | \$113,519.56      | \$2,606.13     | \$2,931.70     | \$113,193.99   |
| 0350 | Juvenile Probation Fees         | \$54,105.53       | \$741.02       | \$34.65        | \$54,811.90    |
| 0360 | JP #1 Technology                | \$114,784.75      | \$708.32       | \$0.00         | \$115,493.07   |
| 0370 | JP #2 Technology                | \$45,235.82       | \$261.31       | \$0.00         | \$45,497.13    |
| 0380 | JP #3 Technology                | \$60,434.07       | \$768.98       | \$58.85        | \$61,144.20    |
| 0390 | JP #4 Technology                | \$89,244.15       | \$187.70       | \$0.00         | \$89,431.85    |
| 0400 | Courthouse Security             | \$119,201.82      | \$5,563.59     | \$18,139.04    | \$106,626.37   |
| 0410 | Justice Court Security          | \$78,015.88       | \$481.13       | \$1,055.22     | \$77,441.79    |
| 0420 | Custodial Funds                 | \$55,666.26       | \$1,727.27     | \$0.00         | \$57,393.53    |
| 0450 | Co Clerk Records Preservation   | \$850,761.21      | \$24,470.00    | \$0.00         | \$875,231.21   |
| 0460 | Dist Clerk Records Preservation | \$64,803.66       | \$830.76       | \$0.00         | \$65,634.42    |
| 0470 | Cty & Dst Clerk Technology Fund | \$30,896.97       | \$564.05       | \$0.00         | \$31,461.02    |
| 0480 | Court Records Preservation Fund | \$149,853.25      | \$2,263.81     | \$0.00         | \$152,117.06   |
| 0490 | Dst Crt Records Technology Fund | \$52,925.19       | \$1,903.43     | \$214.00       | \$54,614.62    |
| 0510 | Mineral Revenue Reserve         | \$1,822,900.87    | \$0.00         | \$0.00         | \$1,822,900.87 |
| 0520 | Disaster Recovery               | \$35,277.88       | \$0.00         | \$0.00         | \$35,277.88    |

| Fund                      | Account Title                         | Beginning Balance      | Receipts              | Disbursements         | Ending Balance         |
|---------------------------|---------------------------------------|------------------------|-----------------------|-----------------------|------------------------|
| 0530                      | Capital Murder Fund                   | \$474,953.67           | \$0.00                | \$0.00                | \$474,953.67           |
| 0550                      | Indigent Health Care                  | \$55,712.61            | \$438,805.81          | \$208,995.89          | \$285,522.53           |
| 0590                      | Unclaimed Money                       | \$21,501.87            | \$416.00              | \$0.00                | \$21,917.87            |
| 0600                      | Right of Way Fund                     | \$202,063.53           | \$0.00                | \$0.00                | \$202,063.53           |
| 0750                      | Equipment Purchase                    | \$619,933.53           | \$0.00                | \$80,011.22           | \$539,922.31           |
| 0800                      | LEC Interest & Sinking                | \$616,514.74           | \$274,246.97          | \$0.00                | \$890,761.71           |
| 0850                      | Equipment Int. & Sinking Fund         | \$22,970.30            | \$105,649.03          | \$0.00                | \$128,619.33           |
| 0880                      | Criminal State Fees Fund              | \$210,344.72           | \$117,566.97          | \$281.82              | \$327,629.87           |
| 0890                      | Historical Commission                 | \$39,992.92            | \$0.00                | \$0.00                | \$39,992.92            |
| 0970                      | Fee Officers Fund                     | (\$132,282.70)         | \$487,673.35          | \$499,284.49          | (\$143,893.84)         |
| 1020                      | Pre-Trial Bond Supervision            | \$46,513.92            | \$7,386.33            | \$6,825.27            | \$47,074.98            |
| 1110                      | Special Crimes Ops                    | \$142,283.18           | \$0.00                | \$6,792.90            | \$135,490.28           |
| 7010                      | Jail Construction Improvements        | \$291,063.16           | \$0.00                | \$24,620.00           | \$266,443.16           |
| 7030                      | Motorola Simulcast Radio System       | \$252,078.49           | \$0.00                | \$58,709.30           | \$193,369.19           |
| 7040                      | Alvarado Sub-Courthouse               | \$334,650.18           | \$0.00                | \$193,054.47          | \$141,595.71           |
| 7050                      | Jail Lift Station                     | \$140,196.82           | \$0.00                | \$0.00                | \$140,196.82           |
| 7060                      | Software Projects                     | \$2,458,360.64         | \$0.00                | \$4,800.00            | \$2,453,560.64         |
| 8230                      | Emergency Ops Center Grant            | \$0.00                 | \$0.00                | \$0.00                | \$0.00                 |
| 8400                      | Cities Readiness Grant                | (\$14,658.05)          | \$0.00                | \$4,888.74            | (\$19,546.79)          |
| 8710                      | Edward Byrne (JAG) Local Solicitation | \$0.00                 | \$0.00                | \$0.00                | \$0.00                 |
| 8730                      | Ed Byrne Memorial JAG Grant FY 10     | \$0.00                 | \$0.00                | \$0.00                | \$0.00                 |
| 8760                      | 2013-14 Byrne JAG - Crime Reporting   | \$0.00                 | \$0.00                | \$0.00                | \$0.00                 |
| 8770                      | 2014-15 Byrne JAG - Crime Scene Van   | \$0.00                 | \$0.00                | \$10,325.00           | (\$10,325.00)          |
| 9020                      | Juvenile Operations                   | \$136,412.84           | \$68,143.00           | \$74,909.59           | \$129,646.25           |
| 9220                      | Community Supervision                 | \$385,728.72           | \$521,616.43          | \$250,266.31          | \$657,078.84           |
| 9380                      | Indigent Defense Formula Grant        | \$187,367.65           | \$0.00                | \$289.82              | \$187,077.83           |
| 9390                      | Indigent Defense Improvement Grant    | \$96,467.76            | \$0.00                | \$1,153.84            | \$95,313.92            |
| 9450                      | TCEQ Aircheck                         | \$0.00                 | \$0.00                | \$0.00                | \$0.00                 |
| <b>Total General Fund</b> |                                       | <b>\$17,964,908.77</b> | <b>\$9,532,186.53</b> | <b>\$6,582,696.27</b> | <b>\$20,914,399.03</b> |


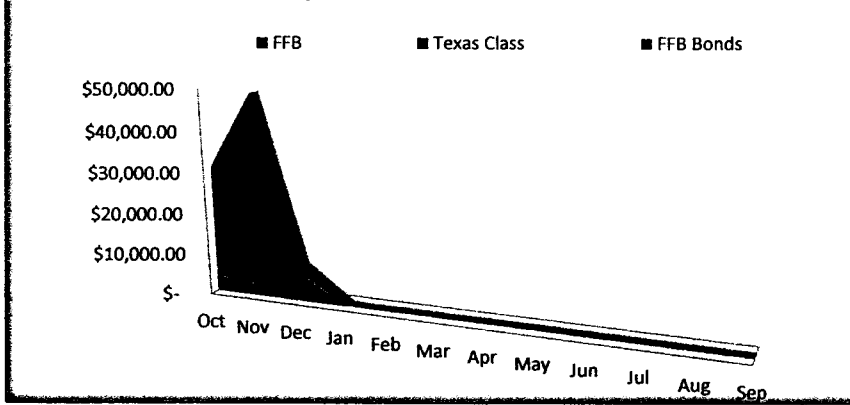
#### FFB Trust and Asset Management Account Detail

| Fund                        | Account Number | Account Title               | % of Total    | Interest Earned   | Cash Equivalents     | Govt/Agencies Bonds     |
|-----------------------------|----------------|-----------------------------|---------------|-------------------|----------------------|-------------------------|
| B0100                       |                | General Fund                | \$ 0.72727273 | \$1,674.37        | \$ 86,879.06         | \$ 7,868,847.38         |
| B0150                       |                | Road & Bridge #1            | \$ 0.04545455 | \$104.65          | \$ 5,429.94          | \$ 491,803.02           |
| B0160                       |                | Road & Bridge #2            | \$ 0.00909091 | \$20.93           | \$ 1,085.99          | \$ 98,360.60            |
| B0170                       |                | Road & Bridge #3            | \$ 0.02727273 | \$62.79           | \$ 3,257.97          | \$ 295,081.81           |
| B0180                       |                | Road & Bridge #4            | \$ 0.03636364 | \$83.72           | \$ 4,343.95          | \$ 393,442.41           |
| B0210                       |                | Records Management - Clerk  | \$ 0.02727273 | \$62.79           | \$ 3,257.97          | \$ 295,081.81           |
| B0220                       |                | Records Management - County | \$ 0.00909091 | \$20.93           | \$ 1,085.99          | \$ 98,360.60            |
| B0550                       |                | Indigent Health             | \$ 0.05454545 | \$125.58          | \$ 6,515.93          | \$ 590,163.51           |
| B0600                       |                | Right of Way                | \$ 0.06363636 | \$146.51          | \$ 7,601.92          | \$ 688,524.11           |
|                             |                |                             |               | <b>\$2,302.27</b> | <b>\$ 119,458.72</b> | <b>\$ 10,819,665.25</b> |
| <b>Total Cash and Bonds</b> |                |                             |               |                   |                      | <b>\$ 10,939,123.97</b> |

#### TexasClass Detail

| Fund                     | Account Number  | Account Title              | Beginning Balance     | Deposits        | Withdrawals         | Ending Balance        |
|--------------------------|-----------------|----------------------------|-----------------------|-----------------|---------------------|-----------------------|
| TC0001                   | XXXXX-0263-0001 | General Fund (0100)        | \$344,623.19          | \$27.86         | \$0.00              | \$344,651.05          |
| TC0002                   | XXXXX-0263-0002 | Road & Bridge #1 (0150)    | \$1,001,562.09        | \$80.91         | \$0.00              | \$1,001,643.00        |
| TC0003                   | XXXXX-0263-0003 | Road & Bridge #2 (0160)    | \$239,448.47          | \$19.27         | \$0.00              | \$239,467.74          |
| TC0004                   | XXXXX-0263-0004 | Road & Bridge #3 (0170)    | \$965,521.74          | \$78.07         | \$0.00              | \$965,599.81          |
| TC0005                   | XXXXX-0263-0005 | Road & Bridge #4 (0180)    | \$808,354.66          | \$65.36         | \$0.00              | \$808,420.02          |
| TC0007                   | XXXXX-0263-0007 | Indigent Healthcare (0550) | \$821,498.70          | \$56.20         | \$300,000.00        | \$521,554.90          |
| TC0008                   | XXXXX-0263-0008 | Right of Way (0600)        | \$551,060.99          | \$44.59         | \$0.00              | \$551,105.58          |
| <b>Total Texas CLASS</b> |                 |                            | <b>\$4,732,069.84</b> | <b>\$372.26</b> | <b>\$300,000.00</b> | <b>\$4,432,442.10</b> |

### Monthly Interest Income



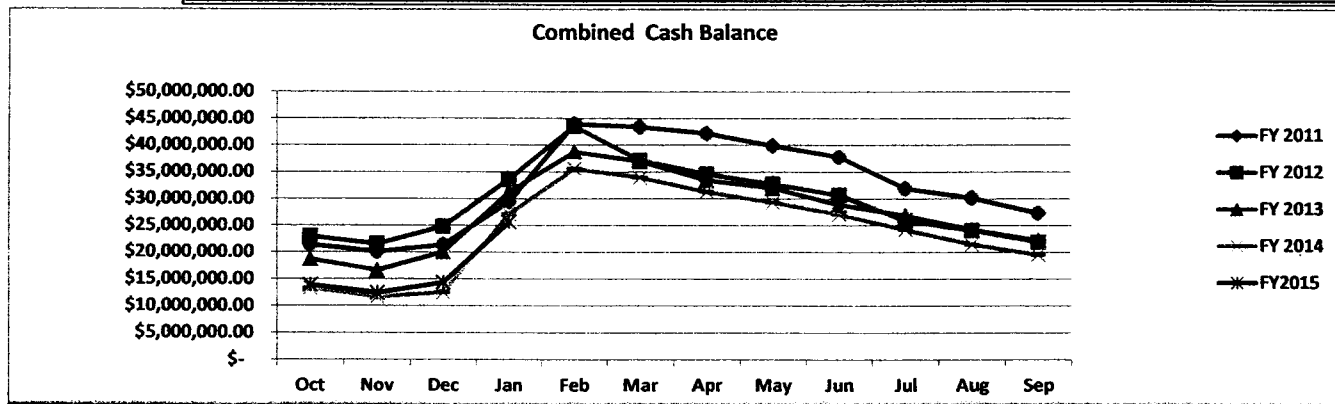
### Outstanding Indebtedness

| Description                                   | Outstanding Amount | Next Payment Due       |
|---|--------------------|------------------------|
| Johnson County GO Refunding Bonds Series 2007 | \$10,034,579.00    | \$170,356.25 8/15/2014 |
| Johnson County Tax Notes -Series 2013         | \$4,370,000.00     | 8/15/2015              |

### Combined Statement of Cash Position


| FUND | ACCOUNT NAME                    | FUND TOTAL     | POOL FUNDS     | INVESTMENTS     | FUND TOTAL      |
|------|---------------------------------|----------------|----------------|-----------------|-----------------|
| 0100 | General Fund                    | \$4,319,865.89 | \$344,651.05   | \$ 7,868,847.38 | \$12,533,364.32 |
| 0120 | Jury Fund                       | \$373,841.34   | \$0.00         | \$0.00          | \$373,841.34    |
| 0140 | Law Library                     | \$212,938.32   | \$0.00         | \$0.00          | \$212,938.32    |
| 0150 | Road & Bridge #1                | \$648,163.57   | \$1,001,643.00 | \$ 491,803.02   | \$2,141,609.59  |
| 0160 | Road & Bridge #2                | \$402,460.04   | \$239,467.74   | \$98,360.60     | \$740,288.38    |
| 0170 | Road & Bridge #3                | \$625,490.46   | \$965,599.81   | \$295,081.81    | \$1,886,172.08  |
| 0180 | Road & Bridge #4                | \$552,228.09   | \$808,420.02   | \$ 393,442.41   | \$1,754,090.52  |
| 0190 | Building Maintenance            | \$1,267,072.71 | \$0.00         | \$0.00          | \$1,267,072.71  |
| 0200 | Special Projects                | \$35,410.88    | \$0.00         | \$0.00          | \$35,410.88     |
| 0210 | Records Mgt - Co Clerk          | \$595,631.49   | \$0.00         | \$ 295,081.81   | \$890,713.30    |
| 0220 | Records Mgt - County            | \$295,882.76   | \$0.00         | \$ 98,360.60    | \$394,243.36    |
| 0240 | Election Services Contracts     | \$223,284.34   | \$0.00         | \$0.00          | \$223,284.34    |
| 0250 | STOP Federal Forfeitures        | \$2,404.10     | \$0.00         | \$0.00          | \$2,404.10      |
| 0260 | DA Forfeiture Funds             | \$91,262.00    | \$0.00         | \$0.00          | \$91,262.00     |
| 0270 | JOCO Seizure Funds              | \$21,226.59    | \$0.00         | \$0.00          | \$21,226.59     |
| 0280 | Sheriff Forfeiture Fund         | \$17,435.41    | \$0.00         | \$0.00          | \$17,435.41     |
| 0300 | Special Crimes Ops              | \$145,000.59   | \$0.00         | \$0.00          | \$145,000.59    |
| 0320 | Special Crimes Seizures         | \$38,848.43    | \$0.00         | \$0.00          | \$38,848.43     |
| 0330 | JJAEP                           | \$103,215.38   | \$0.00         | \$0.00          | \$103,215.38    |
| 0340 | Juvenile Case Manager Fund      | \$113,193.99   | \$0.00         | \$0.00          | \$113,193.99    |
| 0350 | Juvenile Probation Fees         | \$54,811.90    | \$0.00         | \$0.00          | \$54,811.90     |
| 0360 | JP #1 Technology                | \$115,493.07   | \$0.00         | \$0.00          | \$115,493.07    |
| 0370 | JP #2 Technology                | \$45,497.13    | \$0.00         | \$0.00          | \$45,497.13     |
| 0380 | JP #3 Technology                | \$61,144.20    | \$0.00         | \$0.00          | \$61,144.20     |
| 0390 | JP #4 Technology                | \$89,431.85    | \$0.00         | \$0.00          | \$89,431.85     |
| 0400 | Courthouse Security             | \$106,626.37   | \$0.00         | \$0.00          | \$106,626.37    |
| 0410 | Justice Court Security          | \$77,441.79    | \$0.00         | \$0.00          | \$77,441.79     |
| 0420 | Custodial Funds                 | \$57,393.53    | \$0.00         | \$0.00          | \$57,393.53     |
| 0450 | Co Clerk Records Preservation   | \$875,231.21   | \$0.00         | \$0.00          | \$875,231.21    |
| 0460 | Dist Clerk Records Preservation | \$65,634.42    | \$0.00         | \$0.00          | \$65,634.42     |
| 0470 | Dist Clerk Records Preservation | \$31,461.02    | \$0.00         | \$0.00          | \$31,461.02     |


| FUND               | ACCOUNT NAME                        | CHECKING               | POOLS FUNDS           | INVESTMENTS            | FUND TOTAL             |
|--------------------|-------------------------------------|------------------------|-----------------------|------------------------|------------------------|
| 0480               | City & Dst Clerk Technology Fund    | \$152,117.06           | \$0.00                | \$0.00                 | \$152,117.06           |
| 0490               | Court Records Preservation Fund     | \$54,614.62            | \$0.00                | \$0.00                 | \$54,614.62            |
| 0510               | Mineral Revenue Reserve             | \$1,822,900.87         | \$0.00                | \$0.00                 | \$1,822,900.87         |
| 0520               | Disaster Recovery                   | \$35,277.88            | \$0.00                | \$0.00                 | \$35,277.88            |
| 0530               | Capital Murder Fund                 | \$474,953.67           | \$0.00                | \$0.00                 | \$474,953.67           |
| 0550               | Indigent Healthcare                 | \$285,522.53           | \$521,554.90          | \$ 590,163.51          | \$1,397,240.94         |
| 0590               | Unclaimed Money                     | \$21,917.87            | \$0.00                | \$ 688,524.11          | \$710,441.98           |
| 0600               | Right of Way Fund                   | \$202,063.53           | \$551,105.58          | \$0.00                 | \$753,169.11           |
| 0750               | Equipment Purchase                  | \$539,922.31           | \$0.00                | \$0.00                 | \$539,922.31           |
| 0800               | LEC Interest & Sinking              | \$890,761.71           | \$0.00                | \$0.00                 | \$890,761.71           |
| 0850               | Equipment Int. & Sinking Fund       | \$128,619.33           | \$0.00                | \$0.00                 | \$128,619.33           |
| 0880               | Criminal State Fees Fund            | \$327,629.87           | \$0.00                | \$0.00                 | \$327,629.87           |
| 0890               | Historical Commission               | \$39,992.92            | \$0.00                | \$0.00                 | \$39,992.92            |
| 0960               | Treasurer Clearing Account          | \$174,882.78           | \$0.00                | \$0.00                 | \$174,882.78           |
| 0970               | Fee Officers Fund                   | (\$143,893.84)         | \$0.00                | \$0.00                 | (\$143,893.84)         |
| 1020               | Pre-Trial Bond Supervision          | \$47,074.98            | \$0.00                | \$0.00                 | \$47,074.98            |
| 1110               | Special Crimes Ops                  | \$135,490.28           | \$0.00                | \$0.00                 | \$135,490.28           |
| 7010               | Jail Construction Improvements      | \$266,443.16           | \$0.00                | \$0.00                 | \$266,443.16           |
| 7030               | Motorola Simulcast Radio System     | \$193,369.19           | \$0.00                | \$0.00                 | \$193,369.19           |
| 7040               | Alvarado Sub-Courthouse             | \$141,595.71           | \$0.00                | \$0.00                 | \$141,595.71           |
| 7050               | Jail Lift Station                   | \$140,196.82           | \$0.00                | \$0.00                 | \$140,196.82           |
| 7060               | Software Projects                   | \$2,453,560.64         | \$0.00                | \$0.00                 | \$2,453,560.64         |
| 8230               | Emergency Ops Center Grant          | \$0.00                 | \$0.00                | \$0.00                 | \$0.00                 |
| 8400               | Cities Readiness Grant              | (\$19,546.79)          | \$0.00                | \$0.00                 | (\$19,546.79)          |
| 8710               | Ed Byrne Local Solicitation         | \$0.00                 | \$0.00                | \$0.00                 | \$0.00                 |
| 8730               | Ed Byrne Memorial JAG Grant         | \$0.00                 | \$0.00                | \$0.00                 | \$0.00                 |
| 8760               | 2013-14 Byrne JAG - Crime Reporting | \$0.00                 | \$0.00                | \$0.00                 | \$0.00                 |
| 8770               | 2014/15 Byrne JAG - Crime Scene Van | (\$10,325.00)          | \$0.00                | \$0.00                 | (\$10,325.00)          |
| 9020               | Juvenile Operations                 | \$129,646.25           | \$0.00                | \$0.00                 | \$129,646.25           |
| 9220               | Community Supervision               | \$657,078.84           | \$0.00                | \$0.00                 | \$657,078.84           |
| 9300               | Indigent Defense Forumla Grant      | \$187,077.83           | \$0.00                | \$0.00                 | \$187,077.83           |
| 9390               | Indigent Defense Improvement Grant  | \$95,313.92            | \$0.00                | \$0.00                 | \$95,313.92            |
| 9450               | TCEQ Aircheck                       | \$0.00                 | \$0.00                | \$0.00                 | \$0.00                 |
| <b>Grand Total</b> |                                     | <b>\$21,089,281.81</b> | <b>\$4,432,442.10</b> | <b>\$10,819,665.15</b> | <b>\$36,341,389.16</b> |





| First Financial Bank / Pledged Collateral: |               | Orig Face Value        | Par Value              | Book Value             | Market Value           |
|--|---------------|------------------------|------------------------|------------------------|------------------------|
| as of                                      | Cleburne      | \$44,090,000.00        | \$44,090,000.00        | \$44,948,217.56        | \$46,316,518.10        |
| 26-Dec-14                                  | Abilene       | \$14,340,000.00        | \$14,340,000.00        | \$15,500,336.19        | \$15,997,062.45        |
|  | <b>Totals</b> | <b>\$58,430,000.00</b> | <b>\$58,430,000.00</b> | <b>\$60,448,553.75</b> | <b>\$62,313,580.55</b> |


IN ACCORDANCE with Section 114.026, Local Government Code, we the undersigned, constituting the entire Commissioners Court of said County, certify that on the 26<sup>th</sup> day of January, 2015, at the Regular term of Court, we compared and examined the monthly report of Debbie Rice, Treasurer of Johnson County, for DECEMBER 2014, and finding the same correct, entered an order in the Minutes approving said Report, which states total cash and other assets on hand as \$36,341,389.16

  
Roger Harmon, County Judge


  
Rick Bailey, Commissioner, Pct 1


  
Kenny Howell, Commissioner Pct. 2

  
Jerry D. Stringer, Commissioner, Pct. 3

  
Larry Woppley, Commissioner Pct. 4

SWORN TO AND SUBSCRIBED BEFORE ME, by Roger Harmon, County Judge and County Commissioners of said Johnson County, each respectively, on this the 26<sup>th</sup> day of January, A.D. 2015

  
Becky Ivey, County Clerk and  
Clerk of the Commissioners Court in and for  
Johnson County, Texas.



FILED FOR RECORD THIS \_\_\_\_\_ DAY OF \_\_\_\_\_ A.D., 2015 and recorded in the minutes of the Court for the term in which the affidavits are filed on the \_\_\_\_\_ day of \_\_\_\_\_, A.D. 2015

\_\_\_\_\_  
Attest: Becky Ivey, County Clerk

**Appendix A**  
**Current Bond Holdings**

| TYPE     | RATE   | MATURITY DATE | FACE VALUE    | MARKET VALUE  |
|----------|--------|---------------|---------------|---------------|
| FFCB     | 4.875% | 01/17/2017    | \$ 500,000.00 | \$ 541,050.00 |
| FHLB     | 0.375% | 08/28/2015    | \$ 500,000.00 | \$ 500,435.00 |
| FHLB     | 4.875% | 05/17/2017    | \$ 500,000.00 | \$ 546,175.00 |
| FHLMC    | 0.75%  | 01/12/2018    | \$ 525,000.00 | \$ 517,466.25 |
| FHLMC    | 0.875% | 10/14/2016    | \$ 500,000.00 | \$ 501,865.00 |
| FHLMC    | 1.000% | 03/08/2017    | \$ 500,000.00 | \$ 501,450.00 |
| FHLMC    | 2.000% | 08/25/2016    | \$ 500,000.00 | \$ 511,940.00 |
| FHLMC    | 2.500% | 05/27/2016    | \$ 500,000.00 | \$ 514,135.00 |
| FHLMC    | 2.875% | 02/09/2015    | \$ 500,000.00 | \$ 501,105.00 |
| FHLMC    | 4.75%  | 01/19/2016    | \$ 450,000.00 | \$ 470,709.00 |
| FHLMC    | 4.75%  | 11/17/2015    | \$ 500,000.00 | \$ 519,435.00 |
| FHLMC    | 5.50%  | 08/23/2017    | \$ 500,000.00 | \$ 558,735.00 |
| FNMA     | 0.875% | 12/20/2017    | \$ 500,000.00 | \$ 494,985.00 |
| FNMA     | 1.375% | 11/15/2016    | \$ 500,000.00 | \$ 506,740.00 |
| FNMA     | 1.625% | 10/26/2015    | \$ 500,000.00 | \$ 505,690.00 |
| FNMA     | 2.375% | 04/11/2016    | \$ 500,000.00 | \$ 512,325.00 |
| FNMA     | 2.375% | 07/28/2015    | \$ 500,000.00 | \$ 506,205.00 |
| FNMA     | 5.000% | 04/15/2015    | \$ 500,000.00 | \$ 506,925.00 |
| FNMA     | 5.25%  | 09/15/2016    | \$ 500,000.00 | \$ 538,855.00 |
| US Treas | 2.375% | 07/31/2017    | \$ 500,000.00 | \$ 518,165.00 |
| US Treas | 4.25%  | 11/15/2017    | \$ 500,000.00 | \$ 545,275.00 |
| FSG FUND |        | N/A           | \$ 119,458.72 | \$ 119,458.72 |


LOCAL GOVERNMENT CODE: 134.026

COUNTY TREASURER'S REPORT TO COMMISSIONERS COURT AT REGULAR TERM.

(a) At least once a month at a regular term of the commissioners court, the county treasurer shall make a detailed report of:

- (1) money received and disbursed;
- (2) debts due to and owed by the county; and
- (3) all other proceedings in the treasurer's office.

I certify the information in this report is true and correct to the best of my knowledge.



*Debbie Rice*

Debbie Rice, CCT/CIO  
Johnson County Treasurer

1-20-15  
Date